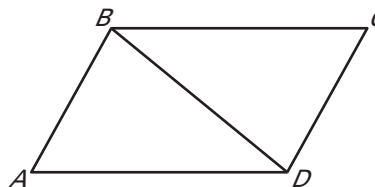


LESSON
4.4
Practice
For use with pages 240–247

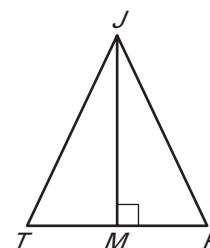
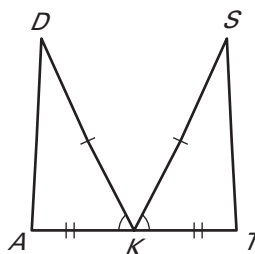
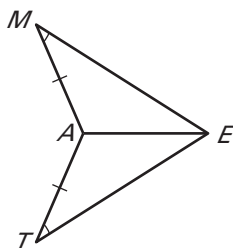
Use the diagram to name the included angle between the given pair of sides.

1. \overline{AB} and \overline{BC}
2. \overline{BC} and \overline{CD}
3. \overline{AB} and \overline{BD}
4. \overline{BD} and \overline{DA}
5. \overline{DA} and \overline{AB}
6. \overline{CD} and \overline{DB}



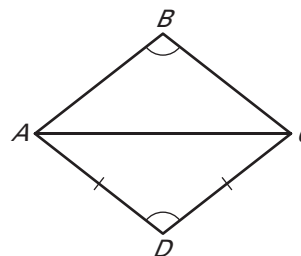
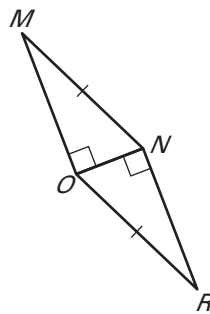
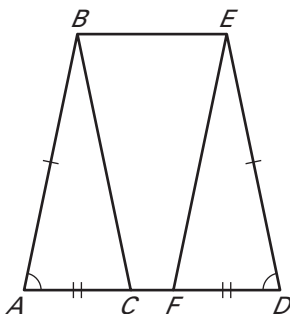
Decide whether enough information is given to prove that the triangles are congruent using the SAS Congruence Postulate.

7. $\triangle MAE, \triangle TAE$
8. $\triangle DKA, \triangle TKS$
9. $\triangle JRM, \triangle JTM$



Decide whether enough information is given to prove that the triangles are congruent. If there is enough information, state the congruence postulate or theorem you would use.

10. $\triangle ABC, \triangle DEF$
11. $\triangle MNO, \triangle RON$
12. $\triangle ABC, \triangle ADC$



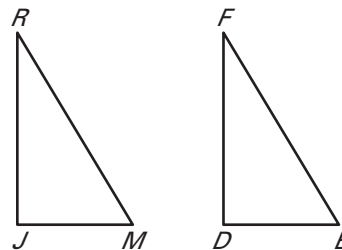
LESSON
4.4**Practice** *continued*
For use with pages 240–247

State the third congruence that must be given to prove that $\triangle JRM \cong \triangle DFB$ using the indicated postulate.

13. GIVEN: $\overline{JR} \cong \overline{DF}$, $\overline{JM} \cong \overline{DB}$, $\underline{\quad} \cong \underline{\quad}$
Use the SSS Congruence Postulate.

14. GIVEN: $\overline{JR} \cong \overline{DF}$, $\overline{JM} \cong \overline{DB}$, $\underline{\quad} \cong \underline{\quad}$
Use the SAS Congruence Postulate.

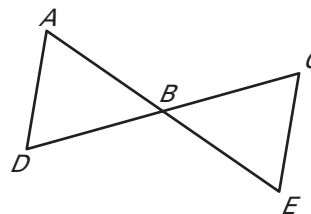
15. GIVEN: $\overline{RM} \cong \overline{FB}$, $\angle J$ is a right angle and $\angle J \cong \angle D$, $\underline{\quad} \cong \underline{\quad}$
Use the HL Congruence Theorem.



16. **Proof** Complete the proof.

GIVEN: B is the midpoint of \overline{AE} .
 B is the midpoint of \overline{CD} .

PROVE: $\triangle ABD \cong \triangle EBC$



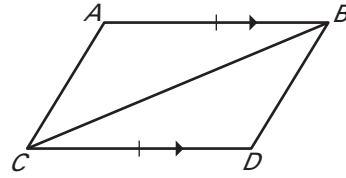
Statements	Reasons
1. B is the midpoint of \overline{AE} .	1. $\underline{\quad}$
2. $\underline{\quad}$	2. Definition of midpoint
3. B is the midpoint of \overline{CD} .	3. $\underline{\quad}$
4. $\underline{\quad}$	4. Definition of midpoint
5. $\angle ABD \cong \angle EBC$	5. $\underline{\quad}$
6. $\triangle ABD \cong \triangle EBC$	6. $\underline{\quad}$

LESSON
4.4
Practice *continued*
For use with pages 240–247

17. Proof Complete the proof.

GIVEN: $\overline{AB} \parallel \overline{CD}$, $\overline{AB} \cong \overline{CD}$

PROVE: $\triangle ABC \cong \triangle DCB$



Statements	Reasons
1. $\overline{AB} \parallel \overline{CD}$	1. ?
2. $\angle ABC \cong \angle DCB$	2. ?
3. $\overline{AB} \cong \overline{CD}$	3. ?
4. $\overline{CB} \cong \overline{CB}$	4. ?
5. $\triangle ABC \cong \triangle DCB$	5. ?