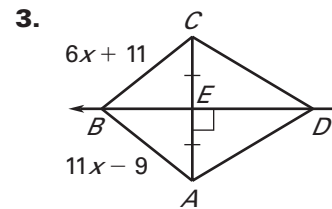
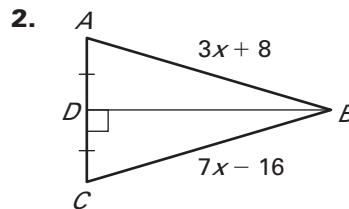
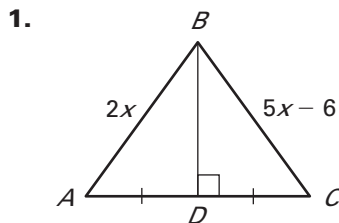
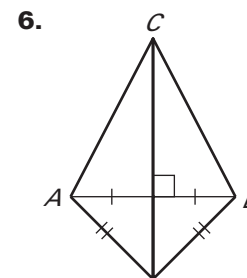
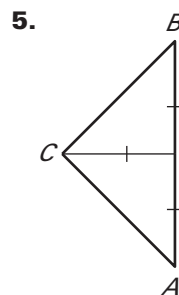
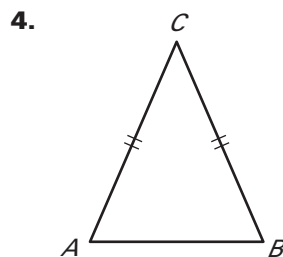
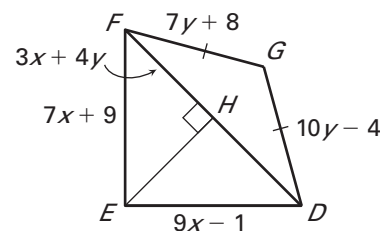


LESSON  
5.2**Practice B**

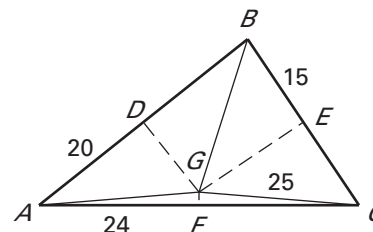
For use with pages 303–309

Find the length of  $\overline{AB}$ .Tell whether the information in the diagram allows you to conclude that  $C$  is on the perpendicular bisector of  $\overline{AB}$ .Use the diagram.  $\overline{EH}$  is the perpendicular bisector of  $\overline{DF}$ . Find the indicated measure.

7. Find  $EF$ .                      8. Find  $DE$ .  
9. Find  $FG$ .                      10. Find  $DG$ .  
11. Find  $FH$ .                      12. Find  $DF$ .

In the diagram, the perpendicular bisectors of  $\triangle ABC$  meet at point  $G$  and are shown dashed. Find the indicated measure.

13. Find  $AG$ .                      14. Find  $BD$ .  
15. Find  $CF$ .                      16. Find  $BG$ .  
17. Find  $CE$ .                      18. Find  $AC$ .



LESSON  
5.2**Practice B** *continued*  
For use with pages 303–309

Draw  $\overline{AB}$  with the given length. Construct the perpendicular bisector and choose point  $C$  on the perpendicular bisector so that the distance between  $C$  and  $\overline{AB}$  is 1 inch. Measure  $\overline{AC}$  and  $\overline{BC}$ .

19.  $AB = 0.5$  inch

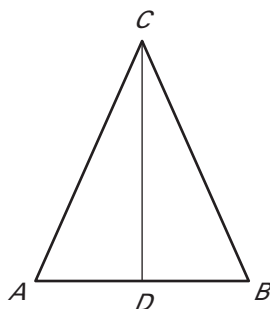
20.  $AB = 1$  inch

21.  $AB = 2$  inches

Write a two-column or a paragraph proof.

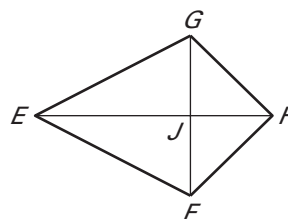
22. **GIVEN:**  $C$  is on the perpendicular bisector of  $\overline{AB}$ .

**PROVE:**  $\triangle ACD \cong \triangle BCD$



23. **GIVEN:**  $\triangle GHJ \cong \triangle FHJ$

**PROVE:**  $\overline{EF} \cong \overline{EG}$



24. **Early Aircraft Set** On many of the earliest airplanes, wires connected vertical posts to the edges of the wings, which were wooden frames covered with cloth. The lengths of the wires from the top of a post to the edges of the frame are the same and distances from the bottom of the post to the ends of the two wires are the same. What does that tell you about the post and the section of frame between the ends of the wires?

